



**HORTI INSULATION**

## **BUILD FASTER REDUCE ENERGY CONSUMPTION**

*Smart insulation solutions for greenhouse and industrial environments*

Our high-performance sandwich panel systems help you reduce installation time, optimize insulation efficiency, and create durable, energy-efficient buildings with ease. Designed for both greenhouse and industrial applications, they deliver reliable performance and a clean, professional finish.




HORTI INSULATION

## ABOUT WNL

For more than 20 years, WNL has been delivering customized insulation, roofing, and façade solutions with a strong focus on horticultural projects and industrial buildings worldwide. We combine technical expertise with continuous innovation to deliver insulation systems that not only meet the highest standards but also contribute to energy savings and more sustainable business operations.

Together with our clients, we realize future-proof projects where functionality and sleek, modern design come together seamlessly. Thanks to our practical approach and short communication lines, we are a partner you can always rely on.



OUR PRODUCT RANGE

## VENLO ROOF SYSTEM

Future-proof your Venlo greenhouse with WNL's complete roofing system.

We provide a total package of materials for the installation of sandwich panels, including aluminum profiles and precision-made flashings. This allows you to easily create a sleek, well-insulated workspace built to last for years.



01

## ROOFS

With WNL roofing systems, you can easily replace glass with high-performance insulation. Create a comfortable working environment, reduce energy costs immediately, and lower your CO<sub>2</sub> emissions. Whether it's a new construction project or renovation, we deliver future-proof roofing solutions that pay for themselves.

Sandwich panels from WNL:

- **Flexible design:** ridge roofs, ventilation windows, and skylights
- **Customized insulation:** choice of various insulation values and our smart WNL Easyjoint® system
- **Clean finishing:** flashings in matching colors and all required installation materials
- **Total solution:** complete support from design to installation

## WIDE-SPAN ROOF SYSTEM

For wide-span greenhouses and industrial buildings requiring larger unsupported spans, WNL supplies advanced sandwich panel roofing systems. Thanks to the use of profiled sandwich panels, large spans can be realized efficiently and sustainably.

## TRIPLE PERFORMANCE

Our roof panels are more than a standard roof system; they form an insulated building shell that delivers direct benefits in three key areas:

### Optimal climate control

Thanks to superior thermal performance, temperatures remain perfectly controlled. This ensures a stable indoor climate and significantly lower energy costs.

### Sound insulation

Benefit from excellent sound reduction, creating a quieter and more comfortable working environment for your team.

### Maximum fire safety

Safety comes first. Our systems comply with the strictest standards, ensuring optimal protection for both people and equipment.



## WNL EASYJOINT®

Our patented WNL Easyjoint® roof panels offer a revolutionary sealing method, completely without sealant.

### For builders:

- Easy installation
- Immediately watertight
- Reduced material and installation costs

### For growers:


- Excellent insulation
- Sustainable investment
- Long service life
- Low maintenance
- Minimum 10-year warranty




Download the  
WNL Easyjoint®  
brochure here!




40mm




60mm



80mm



100mm



**SAFE MATERIALS,  
LABOR, AND  
INSTALLATION TIME  
WITH  
WNL EASYJOINT®**



## NATURAL DAYLIGHT

Bring natural daylight indoors for a pleasant working environment.



## OPTIMAL INSULATION

Enjoy maximum daylight without compromising the thermal performance of your insulated roof.



## COMFORTABLE WORKING ENVIRONMENT


Natural daylight increases comfort and productivity on the work floor.



## DAYLIGHT PANELS


Our daylight panels for roofs and façades provide maximum natural light in industrial spaces. They are durable, insulating, and perfectly matched to our sandwich panels, ensuring optimal use of daylight for an energy-efficient working environment.

Made from high-quality materials, they combine maximum light transmission with excellent insulation values. In addition, they are resistant to all weather conditions, making these daylight panels a smart and sustainable investment.





**VENTILATION WINDOWS  
FOR A **HEALTHY** AND  
**ENERGY-EFFICIENT**  
WORKING ENVIRONMENT**



## **VENTILATION WINDOWS**

Proper ventilation and sufficient daylight are essential for a healthy and productive workspace. WNL ventilation windows are specifically designed for seamless integration into your sandwich panel roof system, ensuring reliable and efficient air circulation without compromising watertightness.

Depending on your specific requirements for daylight and thermal performance, we offer multiple configurations. Choose transparent polycarbonate for maximum natural daylight or opt for a fully insulated sandwich panel version for maximum energy savings.

Whichever option you choose, you benefit from a durable solution that perfectly matches the functional and energy requirements of your project.



## 02

# FAÇADES

Give your industrial building or greenhouse a modern appearance with WNL's high-quality façade panels. Our systems combine superior insulation with efficient installation, allowing you to immediately save on energy costs and reduce CO<sub>2</sub> emissions.

- **Customization:** various types of sandwich panels and profile sheets available in multiple colors and profiles for a unique appearance
- **Safety:** fire-rated panels available from 30 to 120 minutes
- **Aesthetics:** multiple profiles, colors, and concealed fastening options
- **Complete solution:** suitable for both new construction and renovation, including all installation materials

## GIVE YOUR BUILDING CHARACTER

Give your building a modern appearance with WNL façade systems. Choose from various profiles and colors, ranging from a warm wood-look finish to a sleek industrial appearance. You define the look and we deliver the custom solution.

## INSTALLATION TO SUIT YOUR PROJECT

WNL façade systems give you the freedom to choose the installation method that best fits your project. Looking for fast and efficient installation? Our visible fastening system is the ideal solution. Prefer a sleek and seamless finish? Choose our concealed fastening system, where screws remain completely hidden for a premium appearance.

Our profiles combine aesthetics with low-maintenance convenience. Thanks to the wide range of shapes, coatings, and colors, you can always create a façade that perfectly matches your building.



Want to learn more or request color samples?



OUR PRODUCT RANGE








**SAVE ON ENERGY  
COSTS AND REDUCE  
YOUR CO<sub>2</sub> EMISSIONS**

## OPTIMAL INSULATION VALUES

Choose the insulation value that perfectly suits your application. WNL systems keep heat inside during winter and outside during summer.

A smart and sustainable investment that quickly pays for itself through lower energy bills.


-  40mm
-  60mm
-  80mm
-  100mm
-  120mm
-  150mm



## FIRE-RATED PANELS

Protect your building with our fire-rated solutions. Depending on your project requirements, you can choose between PIR or mineral wool:

- **Mineral wool:** maximum fire safety with fire resistance up to 120 minutes
- **PIR:** excellent insulation combined with strong fire-retardant properties
- **Certified:** available in fire-resistance classes of 30, 60, 90, 120, 180, or 240 minutes




## 03 INTERIOR SPACES

Choose an efficient and insulated workspace with a sleek appearance. Whether for interior or exterior walls, WNL systems offer maximum flexibility and substantial energy savings while directly reducing your CO<sub>2</sub> emissions.

### YOUR BENEFITS

- **Customization:** panels available in any profile, color, and insulation value
- **Installation:** choice of visible fastening or sleek concealed mounting
- **Safety:** fire resistance from 30 to 240 minutes
- **Comfort:** perforated panels for optimal sound reduction
- **Finishing:** matching flashings in any desired color



## WINDOWS

Bring natural daylight into your building with our window systems. Our frames are specifically designed for installation in sandwich panel façades, ensuring a perfect fit and optimal insulation. Choose from various sizes and styles to create the desired amount of daylight and appearance. Available directly from stock.



## DOORS

Complete your façade with the right access solution. We supply and install various door systems that integrate seamlessly into your sandwich panels. Whether you choose a practical personnel door, a large overhead door, or a fire-rated version, we provide a suitable solution with a clean result. Available directly from stock.



# ENGINEERING IN-HOUSE

Technology that works for you. Our engineers translate your challenges into sleek and innovative designs. No standard solutions, only smart engineering tailored down to the millimeter.

Using advanced software, we develop projects that are not only technically perfect but also maximize your budget and the sustainability of your building.



# RESEARCH & DEVELOPMENT

Standing still is not an option. We continuously explore new materials and techniques to raise the standard for insulation and fire safety. This ensures you always benefit from the latest innovations and maintain a competitive advantage.



# PRODUCT DEVELOPMENT

From our innovative WNL Easyjoint® click system to high-quality coatings, we translate market developments into practical and immediately applicable solutions.

We continuously innovate to make installation faster, easier, and the result even cleaner.



3D printer

## IN-HOUSE SHEET METAL FABRICATION FOR STEEL AND ALUMINUM FLASHINGS

We manufacture all required flashings and aluminum profiles entirely in-house. This ensures the finishing profiles always fit perfectly with the façade panels. Because we control the entire process ourselves, we can deliver quickly and guarantee a clean, perfectly fitting finish in any desired color.



## CUSTOM-CUT SANDWICH PANELS

No standard sizes: we cut sandwich panels in our factory exactly to the dimensions of your project. This prevents unnecessary cutting waste on-site and significantly speeds up installation.

You receive a package that is ready for immediate installation.



## FACTORY PRODUCTION

In our factory, technology and craftsmanship go hand in hand. Because production is fully managed in-house, communication with engineering remains direct and delivery times stay short.

We deliver custom solutions that perfectly match your project, without unnecessary delays. Using modern machinery and strict quality controls, we ensure every panel and every detail leaves the factory exactly as agreed.





## FAST LOADING

Thanks to our three loading decks, we maximize every inch of space for fast and efficient loading.



## FAST UNLOADING

Our smart loading method is designed for convenience on-site, allowing quick and easy unloading directly at the project location.



## DAMAGE-FREE WORLDWIDE

Everything is secured with the utmost care, ensuring your materials arrive anywhere in the world in perfect condition.



## TRANSPORTED WITH CARE

We manage the entire logistics process in-house, including transportation. Using our own equipment, we ensure panels and flashings arrive on-site undamaged and on time.

This guarantees that the quality we deliver in the factory also arrives at your project in perfect condition.

We deliver worldwide according to local specifications and regulations. From transportation to complete customs handling, we manage all paperwork and logistics, so your materials arrive safely and worry-free anywhere in the world.



## ESG-CERTIFIED

We make sustainability measurable. As an ESG-certified partner, we guarantee that our processes comply with strict environmental and social standards. This makes your project future-proof and helps you comply with growing reporting requirements.

# SUSTAINABLE BUILDING

Building with WNL means building for the future. Through smart technologies and high-quality insulation, we reduce the CO<sub>2</sub> emissions of every building we realize.

We continuously innovate to achieve higher performance with less material, without ever compromising on quality or the structural safety of our systems.





**WHAT CAN  
WE DO FOR  
YOU?**

**Let's connect!**

Our sales team is ready to support you with tailored advice and solutions.

**Scan the QR-code to  
get in touch directly.**





HORTI INSULATION

**WNL Horti Insulation**

Honderdland 1015  
2676 LV Maasdijk  
The Netherlands

**T** | +31 174 523 273

**W** | [www.wnl-horti-insulation.com](http://www.wnl-horti-insulation.com)